Fair-Rite Products Corp.
Your Signal Solution®
Ferrite Components for the Electronics Industry
Fair-Rite Products Corp. PO Box J,One Commercial Row, Wallkill, NY 12589-0288
Phone: (888) 324-7748 www.fair-rite.com

Fair-Rite Product's Catalog
Part Data Sheet, 2631540202
Printed: 2010-11-09

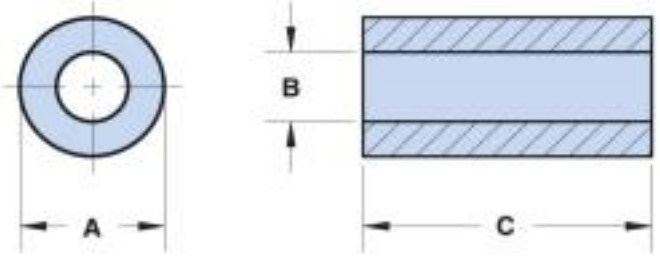

Part Number:	2631540202
Frequency Range:	Lower & Broadband Frequencies 1-300 MHz (31 material)
Description:	31 ROUND CABLE CORE
Application:	Suppression Components
Where Used:	Cable Component
Part Type:	Round Cable EMI Suppression Cores
Preferred Part:	✓

Mechanical Specifications

Weight:	8.300 (g)

Part Type Information

Fair-Rite offers a broad selection of ferrite EMI suppression cable cores in several materials with guaranteed minimum impedance specifications.

-All cable cores have been burnished to remove the sharp edges.

-The column 'H' (Oe) gives for each cable core the calculated dc bias field in oersted for 1 turn and 1 ampere direct current. The actual dc H field in the application, is this value of 'H' times the actual NI (ampere-turns) product.
For the effect of the dc bias on the impedance of the core material, see the figures 18-23 in the application note 'How to choose Ferrite Components for EMI Suppression'.

-Suppression cable cores are controlled for impedances only. The impedances listed are typical values. Minimum impedance values are specified for the + marked frequencies. The minimum guaranteed impedance is the listed impedance less 20%.

-Single turn impedance tests for 31, 43 and 46 material cores are performed on the 4193A Vector Impedance Meter. The 61 material parts are tested on the 4191A RF Impedance Analyzer. Cores are tested with the shortest Practical wire length.

-Performance curves for individual components can be viewed by clicking on the part number in the chart.

-For smaller suppression parts, refer to the EMI Suppression Bead section of our catalog.

-For any cable suppression core not listed here, feel free to contact our customer service group for availability and pricing.

-The 'C' dimension, the core length, can be modified to suit specific applications.

-Our Expanded Cable and Suppressor Kit (part number 0199000005) Contains a selection of these suppression cores.

-Explanation of Part Numbers: Digits 1 & 2 =product class, 3 & 4 material grade and last digit 2 = burnished.

Fair-Rite Products Corp.
Your Signal Solution®
Ferrite Components for the Electronics Industry
Fair-Rite Products Corp. PO Box J,One Commercial Row, Wallkill, NY 12589-0288
Phone: (888) 324-7748 www.fair-rite.com

Fair-Rite Product's Catalog
Part Data Sheet, 2631540202
Printed: 2010-11-09

Mechanical Specifications

Dim	mm	mm tol	nominal inch	inch misc.
A	14.30	±0.45	0.562	-
B	6.35	±0.25	0.250	-
C	13.80	-0.70	0.530	-
D	-	-	-	-
E	-	-	-	-
F	-	-	-	-
G	-	-	-	-
H	-	-	-	-
J	-	-	-	-
K	-	-	-	-

Land Patterns

V	W ref	X	Y	Z
- -	- -	- -	- -	- -

Winding Information

Turns Tested	Wire Size	1st Wire Length	2nd Wire Length
-	-	-	-

Reel Information

Tape Width mm	Pitch mm	Parts 7 " Reel	Parts 13 " Reel	Parts 14 " Reel
-	-	-	-	-

Package Size

Pkg Size
- (-)

Connector Plate

# Holes	# Rows
-	-

Electrical Specifications

Typical Impedance (Ω)	
1 MHz	17
5 MHz	44
10 MHz+	58
25 MHz+	88
100 MHz+	140
250 MHz	160

Electrical Properties	
H(Oe)	.43

Legend
+ Test frequency
Preferred parts, the suggested choice for new designs,have shorter lead times and are more readily available.
The column H(Oe) gives for each bead the calculated dc bias field in oersted for 1 turn and 1 ampere direct current. The actual dc H field in the application is this value of H times the actual NI (ampere-turn) product. For the effect of the dc bias on the impedance of the bead material, see figures 18-23 in the application note How to choose Ferrite Components for EMI Suppression.
A ½ turn is defined as a single pass through a hole.

Σl/A - Core Constant
A_e: Effective Cross-Sectional Area
A_L - Inductance Factor $\left(\frac{L}{N^2}\right)$
N/AWG - Number of Turns/Wire Size for Test Coil
l_e: Effective Path Length
V_e: Effective Core Volume
NI - Value of dc Ampere-turns

Fair-Rite Products Corp.
Your Signal Solution®
Ferrite Components for the Electronics Industry
Fair-Rite Products Corp. PO Box J,One Commercial Row, Wallkill, NY 12589-0288
Phone: (888) 324-7748 www.fair-rite.com

Ferrite Material Constants

Specific Heat	0.25 cal/g/°C
Thermal Conductivity	10×10^{-3} cal/sec/cm/°C
Coefficient of Linear Expansion	$8 - 10 \times 10^{-6}$/°C
Tensile Strength	4.9 kgf/mm^2
Compressive Strength	42 kgf/mm^2
Young's Modulus	15×10^3 kgf/mm^2
Hardness (Knoop)	650
Specific Gravity	$\approx$ 4.7 g/cm^3

The above quoted properties are typical for Fair-Rite MnZn and NiZn ferrites.

See next page for further material specifications.

Fair-Rite Products Corp.
Your Signal Solution®
Ferrite Components for the Electronics Industry
Fair-Rite Products Corp. PO Box J,One Commercial Row, Wallkill, NY 12589-0288
Phone: (888) 324-7748 www.fair-rite.com

Fair-Rite Product's Catalog
Part Data Sheet, 2631540202
Printed: 2010-11-09

A MnZn ferrite designed specifically for EMI suppression applications from as low as 1 MHz up to 500 MHz. This material does not have the dimensional resonance limitations associated with conventional MnZn ferrite materials.

Round cable EMI suppression cores, round cable snap-its, flat cable EMI suppression cores, and flat cable snap-its are all available in 31 material.

31 Material Characteristics:

Property	Unit	Symbol	Value
Initial Permeability @ B < 10 gauss		μ_i	1500
Flux Density @ Field Strength	gauss oersted	B H	3400 5
Residual Flux Density	gauss	B_r	2500
Coercive Force	oersted	H_c	0.35
Loss Factor @ Frequency	10^{-6} MHz	$\tan\delta/\mu_i$	20 0.1
Temperature Coefficient of Initial Permeability (20 -70°C)	%/°C		1.6
Curie Temperature	°C	T_c	>130
Resistivity	Ω cm	ρ	$3x10^3$

Complex Permeability vs. Frequency

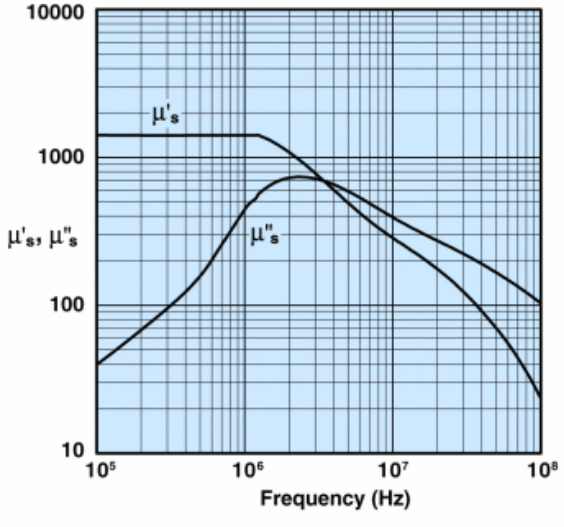

Measured on a 17/10/6mm toroid at 25°C using the HP 4284A and the HP 4291A.

Percent of Original Impedance vs. Temperature

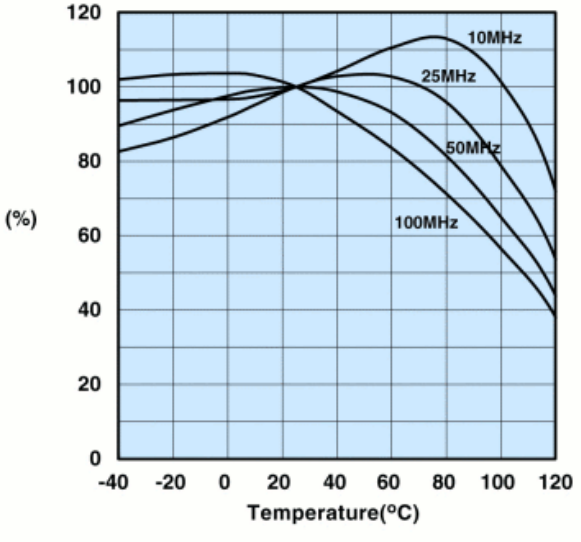

Measured on a 2631000301 using the HP4291A.

Initial Permeability vs. Temperature

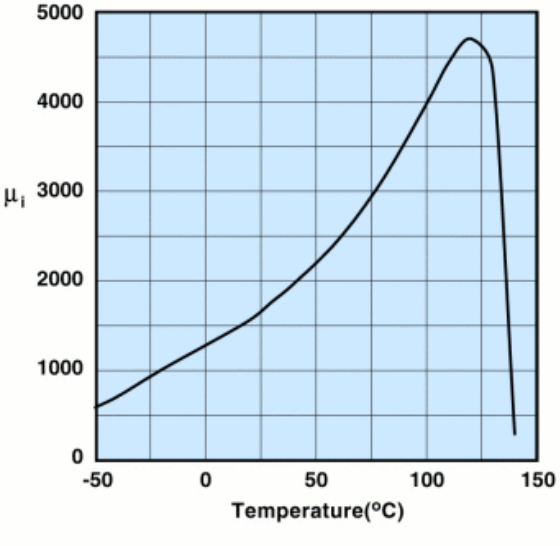

Measured on a 17/10/6mm toroid at 100kHz.

Hysteresis Loop

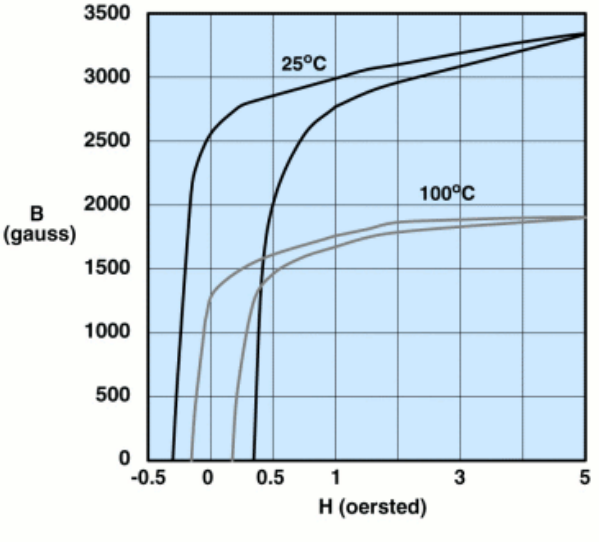

Measured on a 17/10/6mm toroid at 10kHz.

Fair-Rite Products Corp.
Your Signal Solution®
Ferrite Components for the Electronics Industry
Fair-Rite Products Corp. PO Box J,One Commercial Row, Wallkill, NY 12589-0288
Phone: (888) 324-7748 www.fair-rite.com

2631540202

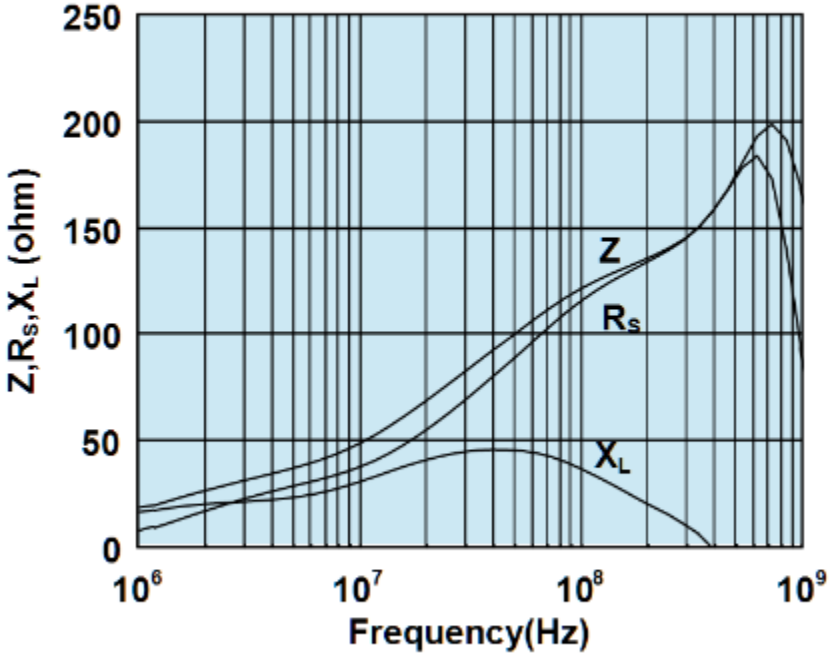

Impedance, reactance, and resistance vs. frequency.

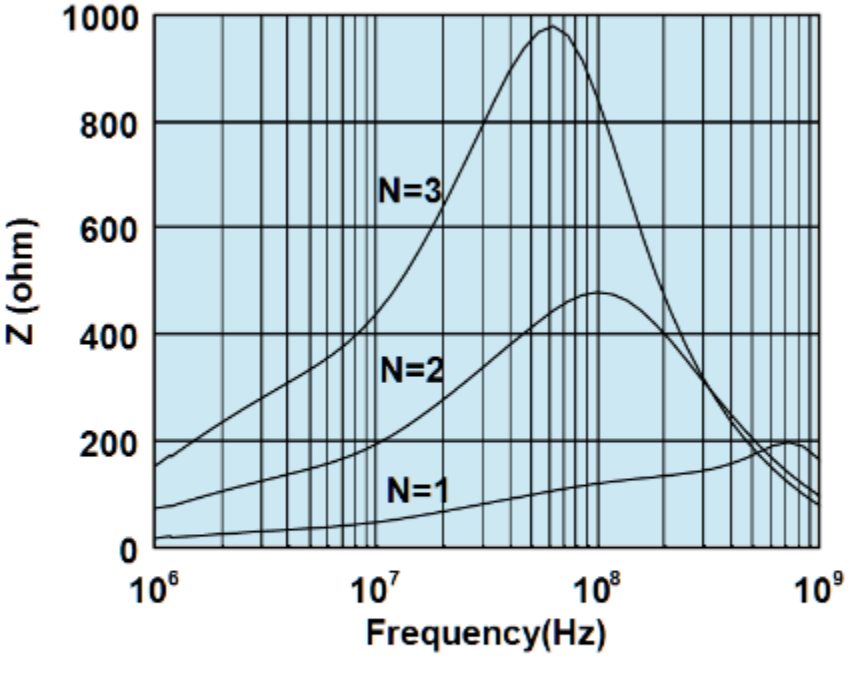

Impedance vs. frequency with one, two, and three turns.