

SREC 14SN

SREC 14PNH13



Tool 107-1012

The SREC series is the first family of subminiature crimp contact rack and panel connectors. While retaining all of the important features of true connector miniaturization, the SREC offers .030 diameter crimp (4 indents) type removable contacts with .094

center to center spacing. Contacts are precision machined to assure solid pin and socket reliability. Compact and light in weight, the SREC Series is especially suitable for aircraft, instrumentation, computer and portable equipment applications.

SPECIFICATIONS

Current Rating: 5 amps

No. of Contacts: 7, 11, 14, 18, 20, 26, 34, 44, 50

Pin Contacts: .030 dia. 4 indent crimp. Leaded commercial bronze, gold plated.

Socket Contacts: Phosphor bronze, gold plated.

Termination Types: Crimp or .025 sq. wire wrap. Crimp contacts will accommodate #20-#28 AWG stranded wire.

Dielectric: Glass-filled diallyl phthalate per MIL-M-14, SDG-F.

Electrical Data: The dielectric withstanding voltage is one minute electrification at 1400 VAC.

Jackscrews: Long and short turning, passivated stainless steel. Anodized aluminum knurled knobs equipped with set screws for long turning jackscrews. Stainless steel knobs with groove pins for short turning jackscrews.

Guides: Type N is standard - brass for extra mechanical strength. Type K - beryllium copper for high electrical conductivity. Type NSS - stainless steel

Hoods: Top opening hoods are available in all sizes. Side opening available for SREC 50 only.

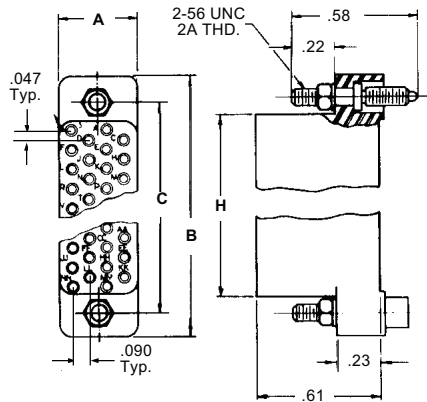
Rack & Panel

SREC Series

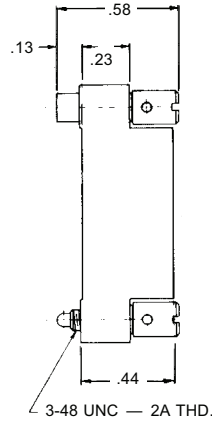
Sub Miniature Rectangular, Removable Contacts

OUTLINE

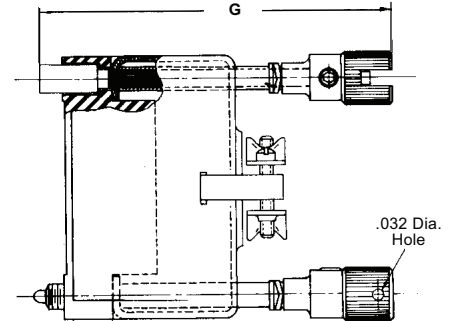
Dimensions are for reference only and are subject to change. Outline drawings on request.



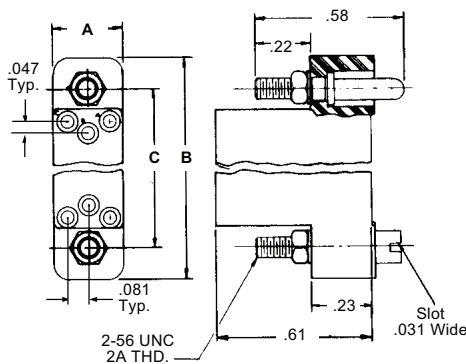
SREC-SJ



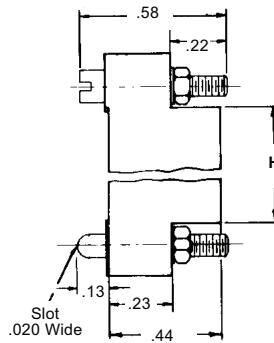
SREC-PJT



SREC-JTCH13



SREC-SN/K



SREC-PN/K

DIMENSIONS

DIMENSION CHART					
No. of Contacts	A	B	C	G	H
7	.20	.78	.56	1.67	.41
14	.28	.88	.63	1.67	.50
20	.28	1.06	.81	1.67	.69
26	.28	1.25	1.000	1.67	.88
34	.39	1.25	1.03	1.67	.88
50	.39	1.63	1.40	2.45	1.25

SREC 11, 18 and 44 outline drawings on request

PHYSICAL DATA

Weight in Ounces (w/o contacts)		SREC 7	SREC 14	SREC 20	SREC 26	SREC 34	SREC 50
	Plug		.03	.05	.07	.08	.12
Plug		.04	.06	.08	.09	.15	.20
Component Parts		Guide Pin	Guide Socket	L Washer (2)	Nut (2)		
Weight in Ounces		.02	.02	.007	.01		

CONTACTS

Part No.	Contact Type	Wire Size (Stranded)	Dimensions				Current Rating
			A	B	C	D	
100-4024P	P (Male)	24-26-28	—	.56	.028	.055	5 Amp
100-4024S	S (Female)	24-26-28	.55	—	.028	.055	
100-4020P	P (Male)	20-22	—	.50	.046	—	
100-4020S	S (Female)	20-22	.48	—	.046	—	

Polarizing Pin: Brass, Gold Plated, Part No. 109-8565

Winchester

62 Barnes Industrial Road North, Wallingford, Connecticut 06492 Phone:(203)741-5400 Fax:(203)741-5500 www.winchesterelectronics.com

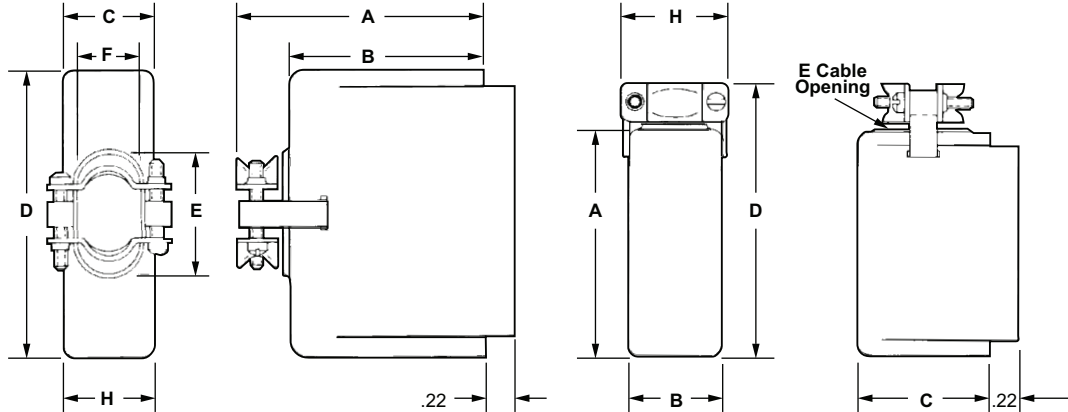
Rack & Panel

SREC Series

Sub Miniature Rectangular, Removable Contacts

OUTLINE FORMED ALUMINUM HOODS

Dimensions are for reference only and are subject to change. Outline drawings on request.



DIMENSIONS

SRE/SREC Large Top Opening Hoods

Code No.*	Dimensions				Cable Opening		H	Fits Connector
	A	B	C	D	E	F		
SRE7H13	1.02	.75	.25	.78	.22	.16	.53	SRE 7 P/S SREC 7 P/S
SRE14H13	1.02	.75	.34	.88	.38	.25	.53	SRE 14 P/S SREC 14 P/S
SRE20H13	1.02	.75	.34	1.06	.38	.25	.53	SRE 20 P/S SREC 20 P/S
SRE26H13	1.02	.75	.34	1.25	.41	.25	.53	SRE 26 P/S SREC 26 P/S
SRE34H13	1.05	.75	.45	1.25	.73	.38	.63	SRE 34 P/S SREC 34 P/S
SRE50H8	1.80	1.50	.45	1.63	1.19	.38	.63	SRE 50 P/S SREC 50 P/S

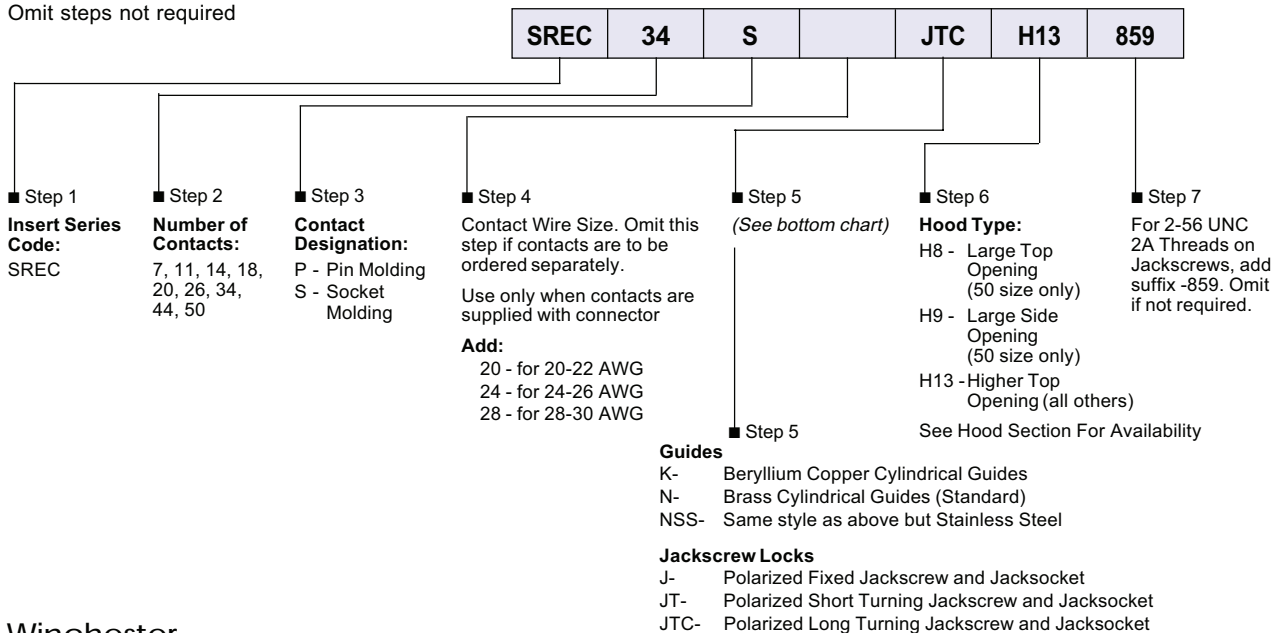
SRE/SREC Large Side Opening Hoods

Code No.*	A	B	C	D	E	H	Fits Connector
SRE50H9	1.63	.45	1.50	1.92	1.19 x .38	.63	SRE 50 P/S SREC 50 P/S

* Code numbers shown are for use with guides.
For use with jackscrews, add J or JTC to hood part number.

ORDERING INFORMATION

Omit steps not required



Winchester

62 Barnes Industrial Road North, Wallingford, Connecticut 06492 Phone:(203)741-5400 Fax:(203)741-5500 www.winchesterelectronics.com