
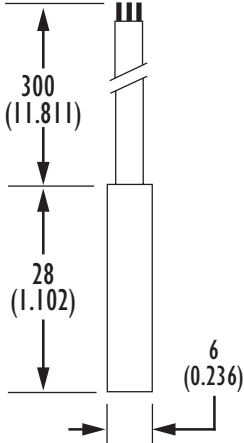



Part Number : PRB 130/30
Proximity Switch - Reed Switch based
Cylindrical - Normally Closed Contacts - Suggested Magnet: PRM
Product Data Sheet

PICTURE	DIMENSIONS	Applications Include
	 <p>Drawings not to scale All dimensions in mm(inches) nominal</p>	<p>Applications Include</p> <ul style="list-style-type: none"> ● Position and limit sensing. ● Linear actuators . ● Security system switch. ● Door Switch. <hr/> <p>Options</p> <ul style="list-style-type: none"> ● Also available in all Black. ● Custom cable lengths, strip lengths, cable types, terminations. ● If you do not see what you need, jusk ask, as there is a strong possibility we can do it !

✓RoHS Compliant

SPECIFICATION	
Contact Form / Style	Normally Closed
Switching Capacity (Resistive)	10 W/VA Max.
Switching Voltage	100 VAC Max.
Switching Current	0.3 A. Max.
Carry Current	1.0 A. Max.
Breakdown Voltage	150 VDC Min.
Contact Resistance	100 mOhms Max.
Switching Distance	3 mm Min.
Operating Temperature Range	-20°C +85°C
Storage temperature	-25°C +90°C
Case Material	Blue Nylon 66
Cable	2 x Round 0.14mm ² PVC covered Grey and insulated Brown / White

Did you know we also sell?



Float Switches Magnets Movement Sensors Tilt / Tip Switches Acceleration / Shock Switches Reed Relays Solid State Relays

Rev. No.	Revision Note	Date	Signature
2	Datasheet Redesign	28-07-06	LG



As part of the company policy of continued product improvement, specifications may change without notice. Our sales office will be pleased to help you with the latest information on this product range and the details of our full design and manufacturing service. All products are supplied to our standard conditions of sale unless otherwise agreed in writing.