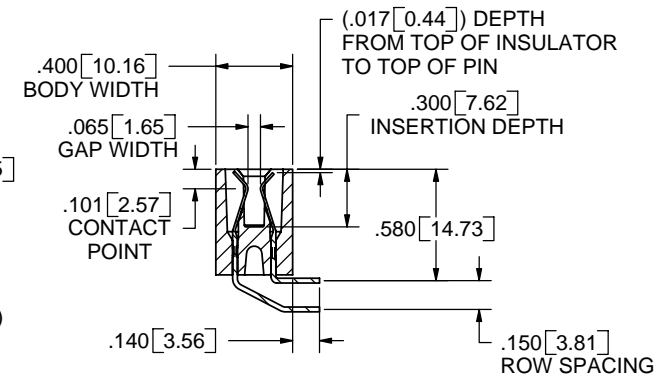
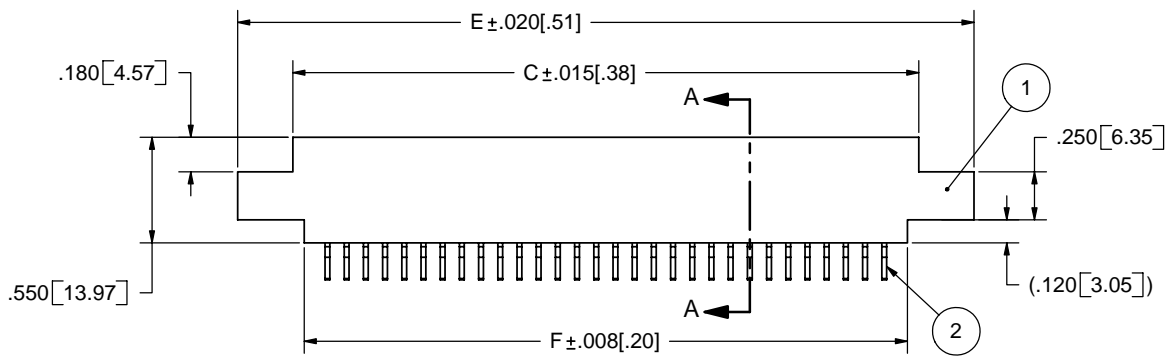
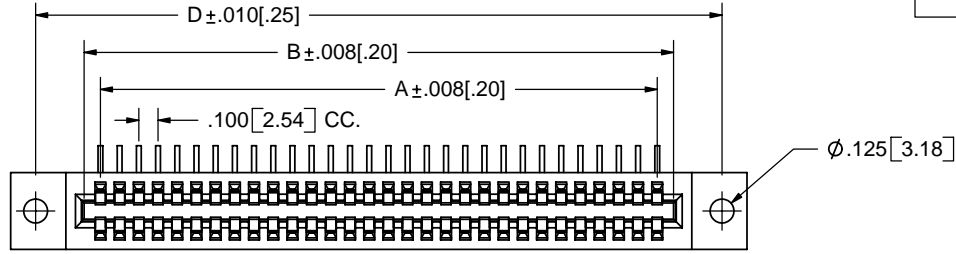


PART NUMBER	NO. OF POSITIONS	BODY NUMBER	A		B		C		D		E		F	
			INCH	MM	INCH	MM	INCH	MM	INCH	MM	INCH	MM	INCH	MM
ACC30DKEH-S1072	30	E30H -A350	2.900	73.66	3.100	78.74	3.260	82.80	3.575	90.81	3.835	97.41	3.142	79.81
ACC70DKEH-S1072	70	E50H -A350	6.900	175.26	7.100	180.34	7.260	184.40	7.575	192.41	7.835	199.01	7.142	181.41

REVISIONS				
REV.	ECO. NO	DESCRIPTION	DATE	BY
A	457	ORIGINAL RELEASE	11/17/2004	AN
B	522	IN ZONE D-2, .290 CHANGED TO .300	01/17/05	AN
C	528	SHOW DRAFT IN BODY, CHANGE PLATING TO LEAD FREE, CHANGE BOM TO HCC-DKT, SHOW COREING ADDED TO BODY	02/08/05	MNH
D	712	ADD .101 CONTACT POINT; .600 DIM TO FIRST PIN ROW WAS .600	08/23/05	MNH



- NOTES: UNLESS OTHERWISE SPECIFIED:
- THIS SPECIFICATION COVERS THE REQUIREMENTS FOR 30 & 70 POSITION EDGE CARD CONNECTORS
  - INSULATOR MATERIAL: RYTON R-4 (PPS).
  - CONTACT MATERIAL: BERYLLIUM COPPER.
  - PLATING: .000030 INCH GOLD ON CONTACT SURFACE.  
.000100 INCH PURE MATTE TIN ON TERMINAL.  
.000050 INCH NICKEL UNDERPLATE.
  - TEMPERATURE RATING: -65°C TO +150°C.
  - UL FLAMABILITY RATING: 94V-0
  - DIELECTRIC WITHSTANDING VOLTAGE: 600 VDC MIN. AT SEA LEVEL
  - CURRENT RATING: 3 AMP
  - VOLTAGE DROP: 30 MILLIVOLT AT RATED CURRENT.
  - INSULATION RESISTANCE: 5000 MEGOHMS @ 500 VDC.
  - CONNECTOR IDENTIFICATION: PART SHALL BE MARKED WITH PART NUMBER AND BAR CODE.
  - ACCOMMODATES BOARD THICKNESS .085 TO .101 INCH THICK.
  - BOARD INSERTION FORCE: 8 Oz MAX. PER CONTACT PAIR USING .093 PCB
  - BOARD WITHDRAWAL FORCE: 1 Oz MIN. PER CONTACT PAIR USING .093 PCB.

# CUSTOMER COPY

UNLESS OTHERWISE SPECIFIED: DIMENSIONS ARE IN INCHES[MM]		DATE	NAME
TOLERANCES: ANGULAR: $\pm 1^\circ$ XX = $\pm .02$ [.508] .XXX = $\pm .005$ [.1270] XXXX = $\pm .0005$ [.0127] PARENTHEICAL INFORMATION IS FOR REFERENCE ONLY		DRAWN	AN
INTERPRET DIMENSIONS AND GEOMETRIC TOLERANCING PER: ANSI Y14.5-1984		THE INFORMATION HEREIN CONTAINS PROPRIETARY RIGHTS OF SULLINS ELECTRONICS AND IS NOT TO BE REPRODUCED, USED OR DISCLOSED TO OTHERS FOR ANY PURPOSE EXCEPT AS SPECIFICALLY AUTHORIZED IN WRITING BY SULLINS ELECTRONICS.	
SCALE: 2:1		DESCRIPTION EDGE CARD, .100 CC, .093 BRD	
SIZE DWG. NO C C10352		PART NO.: ACC_ _DKEH-S1072	
REV D		SHEET 1 OF 1	