

## UVTOP295

### Absolute Maximum Ratings at $T_A = 25\text{ }^\circ\text{C}$

Parameter	Unit	Maximum Rated Value
Power Dissipation, DC	mW	150 (TO-39)
Forward Current, DC	mA	30
Pulse Forward Current (Duty Factor = 1%, Frequency = 1KHz)	mA	200
Reverse Voltage	V	6
Operating Temperature Range	$^\circ\text{C}$	- 30 to + 55
Storage Temperature	$^\circ\text{C}$	- 30 to +100

### Electro-Optical Characteristics at $T_A = 25\text{ }^\circ\text{C}$ , $I_F = 20\text{ mA}$

Peak Wavelength $\lambda_p$ (nm)	PKG Type	Lens Type	Part Number	Optical Power $P_{out}$ ( $\mu\text{W}$ )		Forward Voltage $V_F$ (V)		Viewing Angle $2\theta_{1/2}$ ( $^\circ$ )	FWHM (nm)	
				Min	Typ.	Typ.	Max		Typ.	Max
300 Min: 295 nm Max: 305 nm	TO-18	FW	UVTOP295 TO18FW	300	500	5.5	7.5	120	12	15
		BL	UVTOP295 TO18BL	300	500	5.5	7.5	10	12	15
	TO-39	FW	UVTOP295 TO39FW	300	500	5.5	7.5	120	12	15
		HS	UVTOP295 TO39HS	300	350	5.5	7.5	7	12	15
		BL	UVTOP295 TO39BL	300	500	5.5	7.5	7	12	15
		TFW	UVTOP295 TO39TFW	100	200	5.5	7.5	120	12	15
		TFWR	UVTOP295 TO39TFWR	150	400	5.5	7.5	120	12	15

#### Notes:

Peak wavelength measurement tolerance is +/- 2 nm

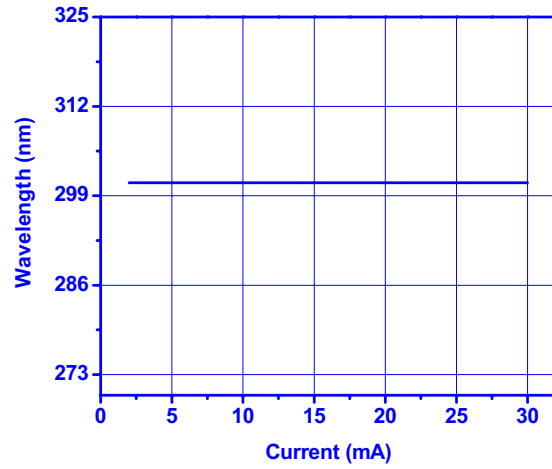
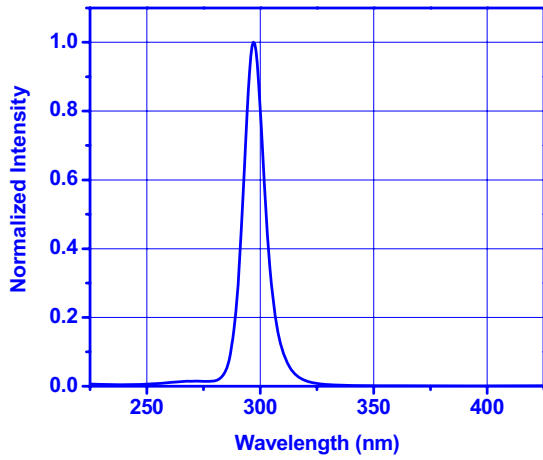
Optical power output measurement tolerance is +/- 10%

Forward voltage measurement tolerance is +/- 2%

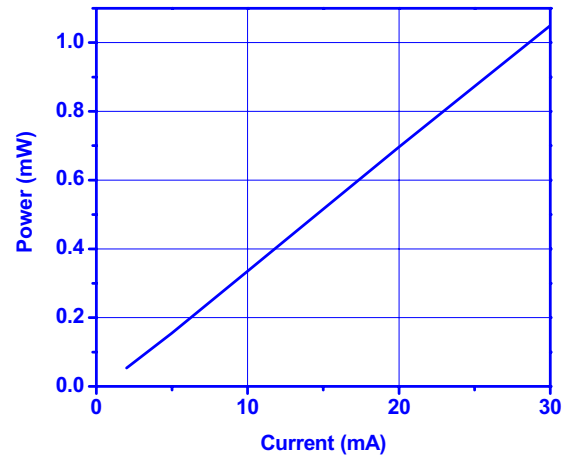
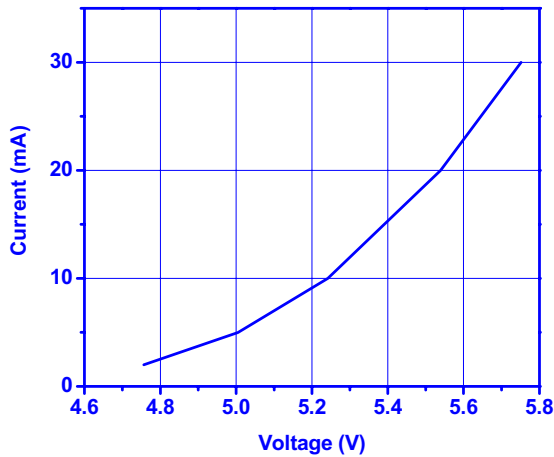


- This UV LED radiates intense UV light during operation. Do not expose any part of a human body to UV light. This can be harmful especially to the eyes and skin, even for a brief period due to the intense UV light.
- If viewing the UV light is necessary, please use UV filtered glasses to avoid damage by the UV light.
- If the UV LED in your product might be viewed directly, please affix a caution label to your production to that effect.

## Typical Spectral Characteristics

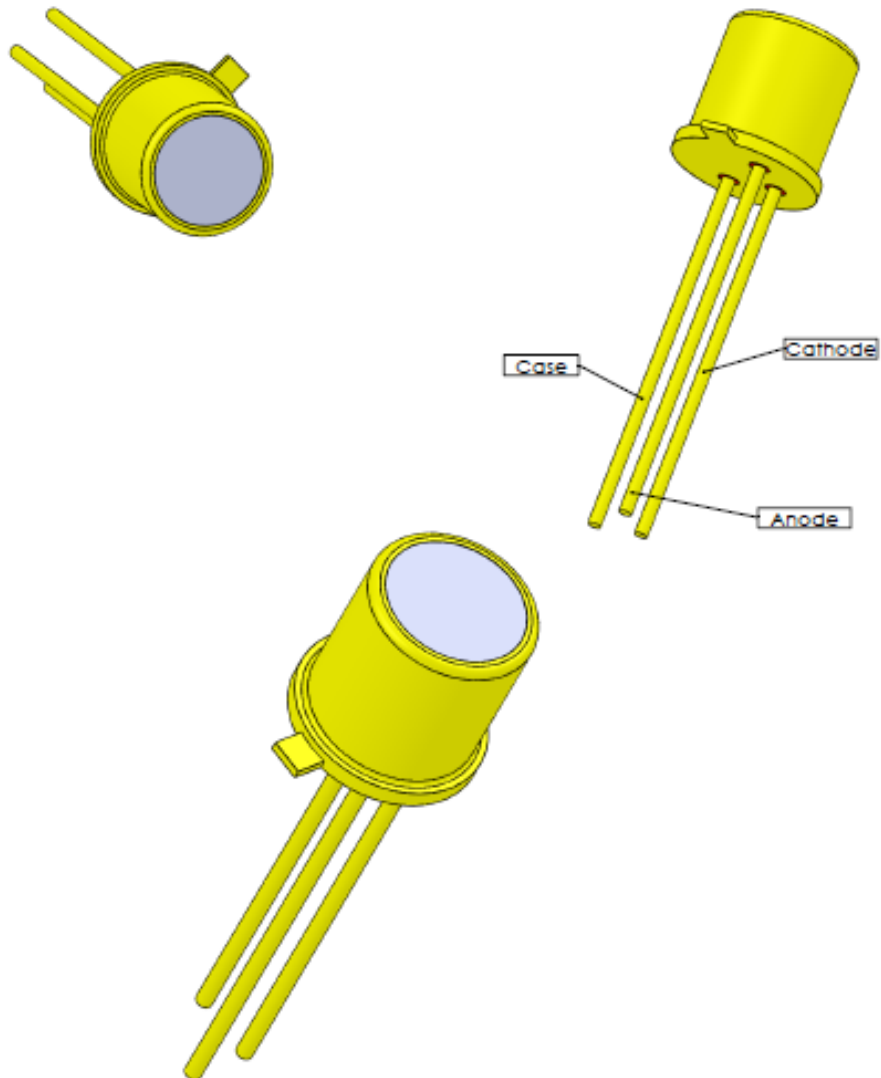
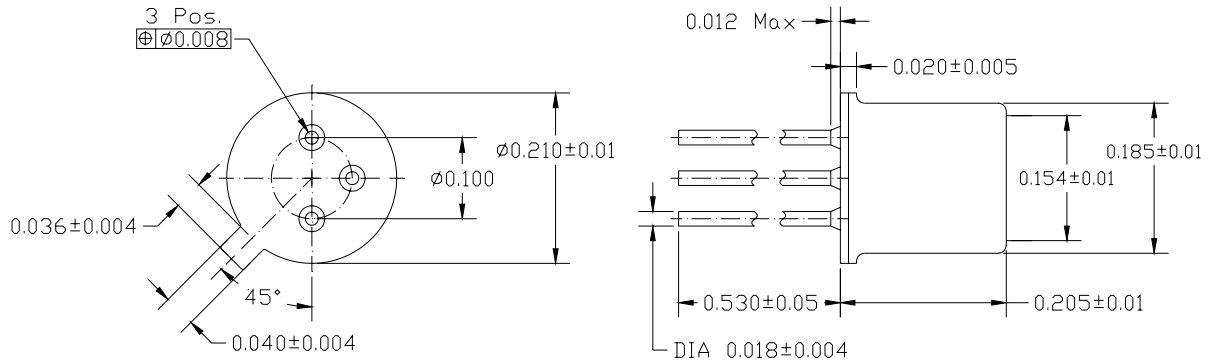


## Typical LED Performance at $T_A = 25^\circ\text{C}$ (UVTOP295TO39FW)



- This UV LED radiates intense UV light during operation. Do not expose any part of a human body to UV light. This can be harmful especially to the eyes and skin, even for a brief period due to the intense UV light.
- If viewing the UV light is necessary, please use UV filtered glasses to avoid damage by the UV light.
- If the UV LED in your product might be viewed directly, please affix a caution label to your production to that effect.

## TO-18 with Flat Window

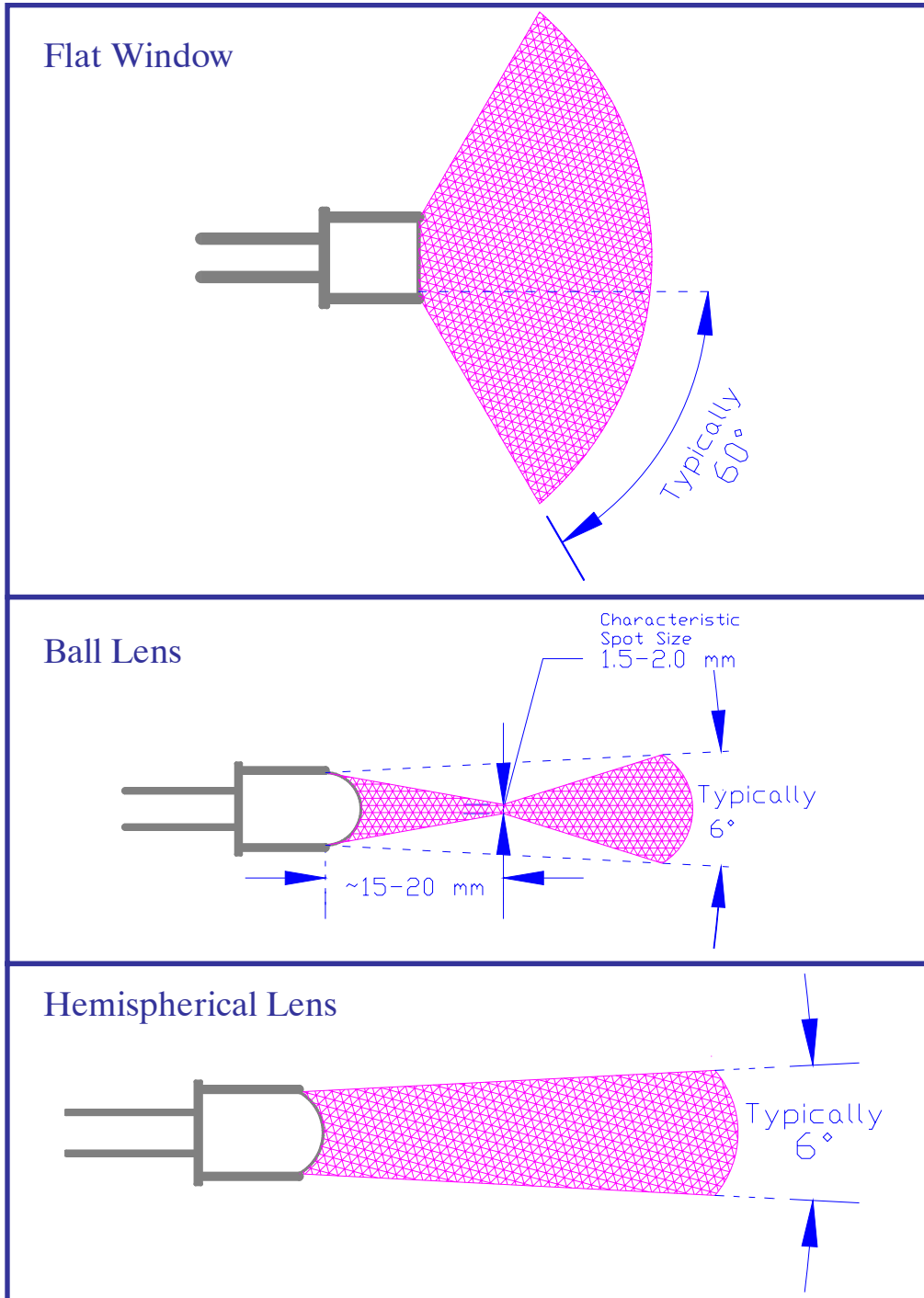


Notes: All dimensions are in inches. Dimensions without tolerances are nominal.



- This UV LED radiates intense UV light during operation. Do not expose any part of a human body to UV light. This can be harmful especially to the eyes and skin, even for a brief period due to the intense UV light.
- If viewing the UV light is necessary, please use UV filtered glasses to avoid damage by the UV light.
- If the UV LED in your product might be viewed directly, please affix a caution label to your production to that effect.

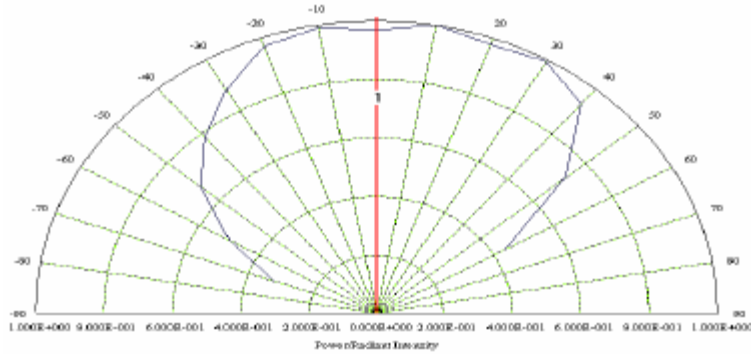
## Typical Emission Pattern



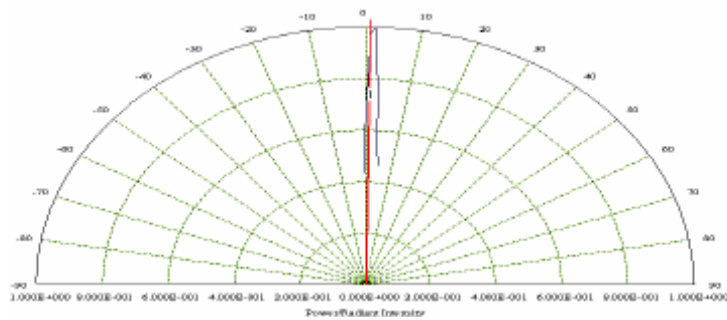
- This UV LED radiates intense UV light during operation. Do not expose any part of a human body to UV light. This can be harmful especially to the eyes and skin, even for a brief period due to the intense UV light.
- If viewing the UV light is necessary, please use UV filtered glasses to avoid damage by the UV light.
- If the UV LED in your product might be viewed directly, please affix a caution label to your production to that effect.

# Typical Angular Diagrams

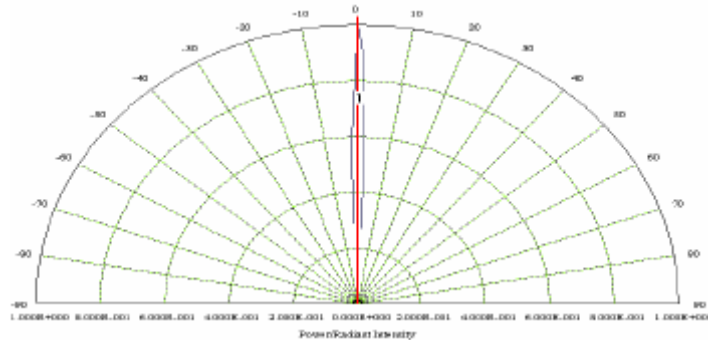
## Flat Window



## Ball Lens



## Hemispherical Lens



- This UV LED radiates intense UV light during operation. Do not expose any part of a human body to UV light. This can be harmful especially to the eyes and skin, even for a brief period due to the intense UV light.
- If viewing the UV light is necessary, please use UV filtered glasses to avoid damage by the UV light.
- If the UV LED in your product might be viewed directly, please affix a caution label to your production to that effect.

## Recommended Soldering Conditions

---

Dip soldering (for TO-18, TO-39, TO-5 only):

Pre –heat time, Max.	30 seconds
Solder Bath temperature, Max.	190 °C
Dipping time, Max.	5 seconds
Dipping Positioning on leads	No closer than 3 mm from the base of the header

Soldering 1 (for TO-18, TO-39, TO-5):

Temperature of solder point, Max.	190 °C
Soldering time, Max.	5 seconds
Soldering position on leads	No closer than 3 mm from the base of the header

Soldering 2 (TO-3, TO-3-TEC, TO-5-TEC, TO-18-fiber):

Temperature of solder point, Max.	160 °C
Soldering time, Max.	5 seconds
Soldering position on leads	No closer than 3 mm from the base of the header
Soldering to header/cap/ferrule	Will destroy the device

Following conditions should be avoided during soldering: Overheating, Static Electricity, Mechanical Shock, Vibration, Ultrasonic Shock, Mechanical Damage and Contamination.

- Soldering must be done to the package leads only. Soldering to the LED header or cap will destroy the device.
- If clamping of LED is required, mechanical stress on the LED should be minimized.
- Soldering point must be no closer than 3 mm from the base of the header.
- Mechanical stress, shock and vibration must be avoided during soldering.
- It is not recommended to mount the LED directly on a PC board or a heat sink by soldering to the LED header or cap.
- Only non-corrosive flux must be used.
- Do not use dip soldering for TO-3 based, TO-18-fiber and TO-5-TEC packages.
- If it is necessary to cut the device leads, do so at room temperature using the ESD protected tool only. Do not apply any stress to the leads when heated.
- Do not apply current to the device until it cools down to room temperature after soldering.
- Failure to follow the recommendations may cause breakdown of the LED.



- This UV LED radiates intense UV light during operation. Do not expose any part of a human body to UV light. This can be harmful especially to the eyes and skin, even for a brief period due to the intense UV light.
- If viewing the UV light is necessary, please use UV filtered glasses to avoid damage by the UV light.
- If the UV LED in your product might be viewed directly, please affix a caution label to your production to that effect.