

CoolLED

LED DRIVERS

CLK33 Analog UNI
Resistive programmable

Up to 33W

700mA - 1050mA

CoolLED drivers provide a high performance solution for powering LEDs from a mains supply.

Linear Analog dimming from conventional 0 -10V dimmer.
Ability to dim to 5% of maximum output current


The power factor corrected, class II driver has fully isolated, class 2 output delivering up to 33W of power.

All CoolLED drivers have a high efficiency design, which ensures cool operation and long life. The compact enclosure is available in Integral (B) & Cable Clamp (C) style.

CoolLED drivers are open and short-circuit protected and have self resetting over temperature trip.

Consult the sales office for versions where the current level can be set by external switch or presence detector. These drivers include a "soft dim" feature to avoid sudden steps in LED brightness.

Not suitable for EU installations



Product Description

- Mains input voltage 120 - 277V
- Power factor corrected (0.95)
- Self resetting thermal trip
- Double insulated (Class II)
- Surge protection up to 4kV
- Up to 85% efficient
- Resistive programming
- Also benefits from Hot Plug protection



Harvard Technology Ltd.


EU - Tyler Close, Normanton, Wakefield, WF6 1RL, UK Tel: +44 (0)113 383 1000 Fax: +44 (0)113 383 1010

USA - Suite 330, 9171 Towne Centre Drive, San Diego, California, 92122 Tel: (858) 882 - 3844

www.HarvardTechnology.com



Wiring Diagram



Technical Specification

Mains input voltage	120 - 277V ac rms
Mains frequency	50 - 60Hz
Mains surge protection	4kV common-mode 2kV differential
Input-output isolation	3kV ac rms
Humidity	95% max non-condensing
Thermal trip	110°C - internal self-resetting
Ambient temperature range	-25°C to 50°C
Dimming range	100% - 5%
Terminal blocks	Push wire terminals
Enclosure	White polycarbonate UL94-V0 rated
Wire size	16-24 AWG / 0.5mm ² to 1.5mm ²
Weight	152g

Case Style	Dimensions	Weight	Box Quantity
B - Integral	97mm x 30mm x 43mm	152g	55
C - Cable Clamps	141mm x 30mm x 43mm	166g	55

Tolerance: + or - 0.3mm

Variants

Part number	Current	LED String Voltage	Maximum Tc temperature	Output power range	Power Factor at full load	Efficiency at full load
CLK33-700RA-UNI-B/C-PUSH	700mA +/-5%	10.5V to 48V	85°C	7 - 33W	>0.95 @120V >0.90 @277V	85% typical
CLK33-1050RA-UNI-B/C-PUSH	1050mA +/-5%	10.5V to 31.5V (48V @ <700mA)	85°C	11 - 33W	>0.95 @120V >0.90 @277V	85% typical



Harvard Technology Ltd.

EU - Tyler Close, Normanton, Wakefield, WF6 1RL, UK Tel: +44 (0)113 383 1000 Fax: +44 (0)113 383 1010

USA - Suite 330, 9171 Towne Centre Drive, San Diego, California, 92122 Tel: (858) 882 - 3844

www.HarvardTechnology.com

LED
SOLUTIONS

Resistor Programming Guide - Please note use 1% resistors

Current (mA)		1050	1000	950	900	850	800	750	700	650	600	550	500	450	400	350
Resistor value	700mA	n/a							Open cct	220K	180K	130K	91K	56K	27K	Short cct
	1050mA	Open cct	1000K	820K	620K	510K	430K	330K	270K	220K	180K	130K	91K	56K	27K	Short cct

0-10V Dimming Control Output

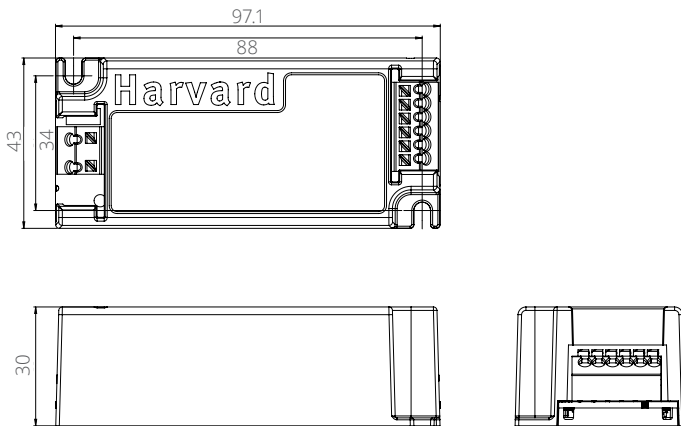
To maintain SELV isolation of the driver output the 0-10V dimming controller and network should have reinforced or double insulation from the mains supply.

Compliance

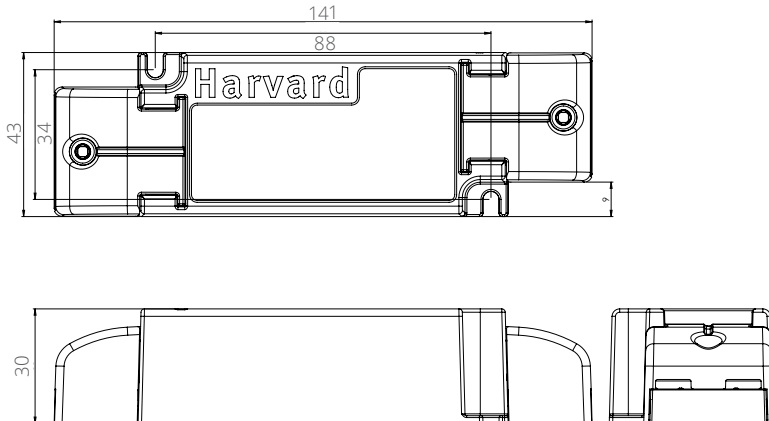
Approval	Standards
UL	US CLASS 2, LED DRIVER CLASS 2, UL8750, UL1310 CSA C22.2 No. 250.13-14, cURus E337790, EN62031

Dimensions

B Style



C Style



Harvard Technology Ltd.

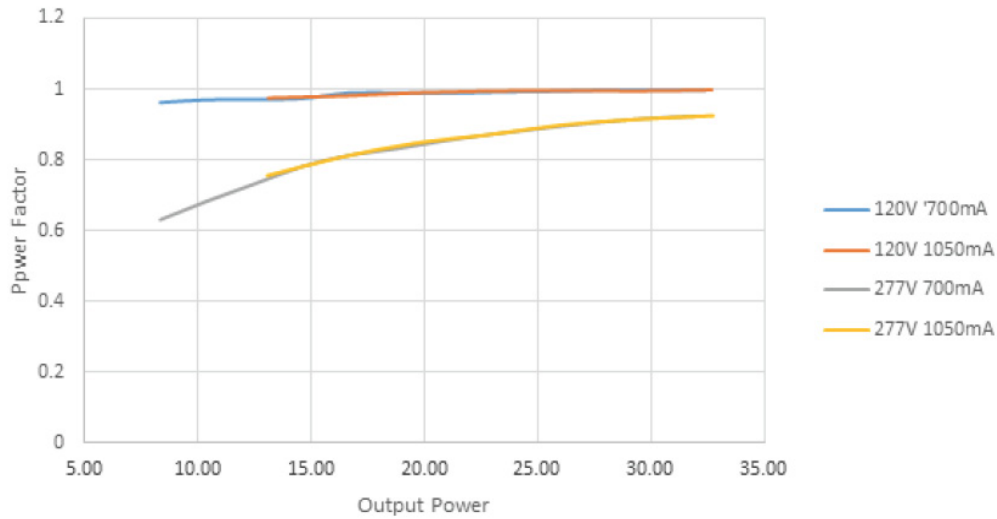
EU - Tyler Close, Normanton, Wakefield, WF6 1RL, UK Tel: +44 (0)113 383 1000 Fax: +44 (0)113 383 1010

USA - Suite 330, 9171 Towne Centre Drive, San Diego, California, 92122 Tel: (858) 882 - 3844

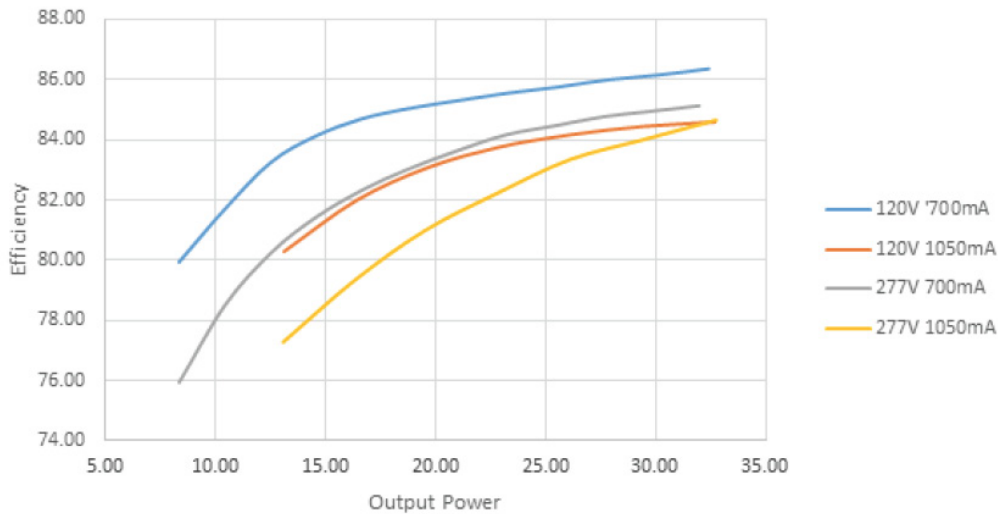
www.HarvardTechnology.com

LED
SOLUTIONS

Power Factor Vs Output Power



Efficiency Vs Output Power



Harvard Technology Ltd.

EU - Tyler Close, Normanton, Wakefield, WF6 1RL, UK Tel: +44 (0)113 383 1000 Fax: +44 (0)113 383 1010

USA - Suite 330, 9171 Towne Centre Drive, San Diego, California, 92122 Tel: (858) 882 - 3844

www.HarvardTechnology.com

