LED16W-LT Series– Line Voltage Dimmable

Constant Current LED Drivers
CCR Dimming: <10%-100%, ELV & Triac dimmable drivers
Black Magic Thermal Advantage™ Plastic Housing

Electrical Specifications

Input Voltage Range:	**120V model: 108-132V Min/Max** **230V model: 208-300V Min/Max**
Frequency:	**50/60 Hz Nom. (47-63 Hz Min/Max)**
Power Factor:	**≥0.90 @ full load (no dimmer)**
Inrush Current:	**<10.0 Amps @ 120Vac, cold start 25ºC, max load**
Input Current:	**0.21 Amps @ 120Vac, 60Hz, max load** **0.16 Amps @ 230Vac, 60Hz, max load**
Maximum Power:	**16W**
Line Regulation:	**± 3%**
Load Regulation:	**± 5%**
THD:	**<20% @ Full Load (No Dimmer)**
Start-Up Time:	**0.7 seconds**
Output Protection:	**Over-Voltage, Over-Current, and Short Circuit Protection with Auto Recovery**

Environmental Specifications

Maximum Case Temp.	**90°C**
Minimum Starting Temp:	**-30ºC**
Storage Temperature:	**-40ºC to +85ºC**
Humidity:	**5% to 95%**
Cooling:	**Convection**
Vibration Frequency:	**5 to 55 Hz/2g, 30 minutes**
Sound Rating:	**Class A**
Impact Resistance:	**1g/s**
Lifetime:	**50,000 hrs @ Tc=62°C (see graph for details)**
MTBF:	**402,000 Hours @ full load, 40ºC ambient conditions per MIL-217F Notice 2**
EMC:	**FCC 47CFR Part 15 Class B compliant**
Weight:	**5.8 oz. (165 g)**

- Total Power: 16 Watts
- Input Voltage: 120Vac or 230-277Vac Phase Dimming Ranges
- UL Dry & Damp Location Rated
- UL Type HL Rated for Hazardous Locations
- IP66 & NEMA4
- Compatible with Triac (leading edge) and ELV (electronic low voltage; trailing edge) dimmer controls
- Use a dimmer that closely matches the load, just slightly larger. (EX: For best performance, use a 150W rated dimmer for 100W total LED load instead of 600W dimmer.)

120Vac Input - ELV & Triac Dimming Specifications

Model Number	Output Current *(mA ±5%)*	Output Voltage Range *(Vdc)*	Max. Output Power *(W)*	Typical Efficiency
LED16W120-046-C0350-LT	350	28-46	16	85%
LED16W120-036-C0450-LT	450	22-36	16	85%
LED16W120-030-C0550-LT	550	18-30	16.5	84%
LED16W120-028-C0600-LT	600	17-28	16.8	84%
LED16W120-024-C0700-LT	700	14-24	16.8	83%
LED16W120-014-C1140-LT	1140	8-14	16	82%
LED16W120-012-C1330-LT	1330	7-12	16	82%

230-277Vac Input - ELV & Triac Dimming Specifications

Model Number	Output Current *(mA ±5%)*	Output Voltage Range *(Vdc)*	Max. Output Power *(W)*	Typical Efficiency
LED16W230-046-C0350-LT	350	28-46	16	85%
LED16W230-036-C0450-LT	450	22-36	16	85%
LED16W230-030-C0550-LT	550	18-30	16.5	84%
LED16W230-028-C0600-LT	600	17-28	16.8	84%
LED16W230-024-C0700-LT	700	14-24	16.8	83%
LED16W230-014-C1140-LT	1140	8-14	16	82%
LED16W230-012-C1330-LT	1330	7-12	16	82%

Class 2: US/Canada

E332160

Note:
LED drivers are designed and intended to operate LED loads only. Non-LED loading may be outside the specified design limits of our LED drivers, and therefore cannot be covered by any warranty. If you desire to use our LED drivers to operate non-LED loads please contact us to discuss compatibility.

Specifications subject to change without notice.

Rev 10-12-16

Dimensions - Inches (mm)

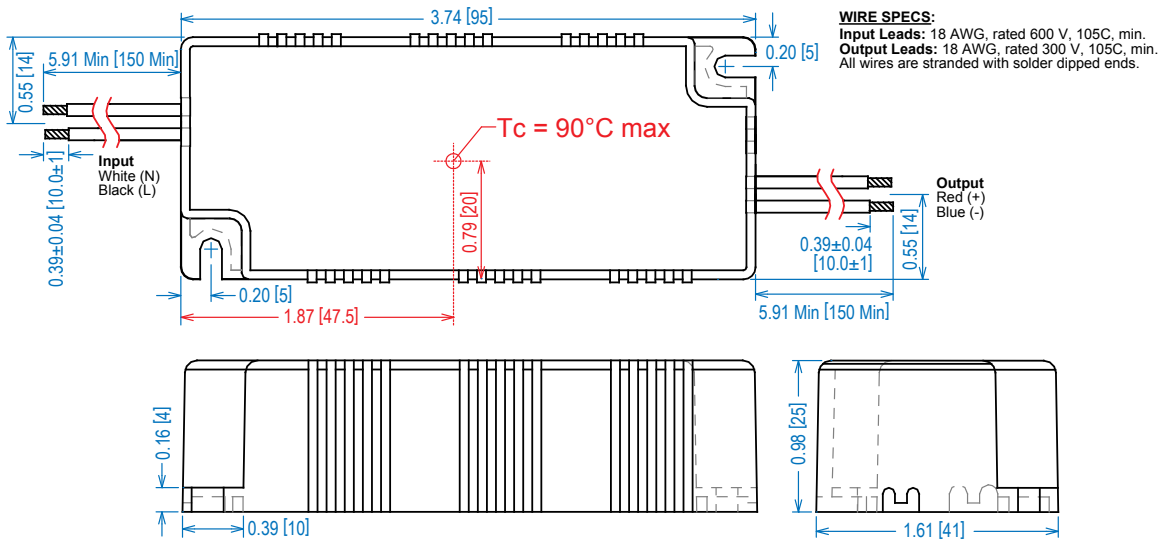

WIRE SPECS:
Input Leads: 18 AWG, rated 600 V, 105C, min.
Output Leads: 18 AWG, rated 300 V, 105C, min.
All wires are stranded with solder dipped ends.

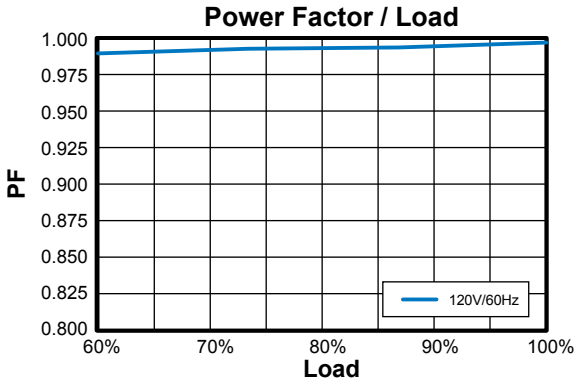

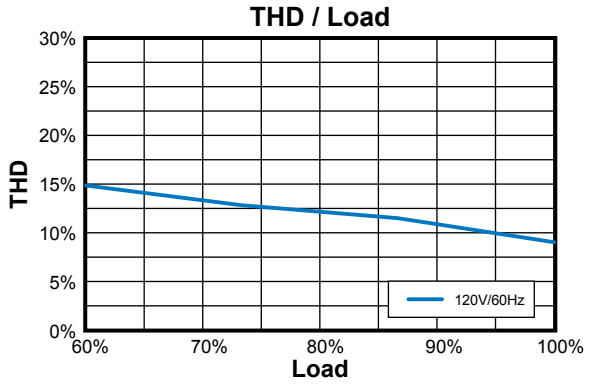

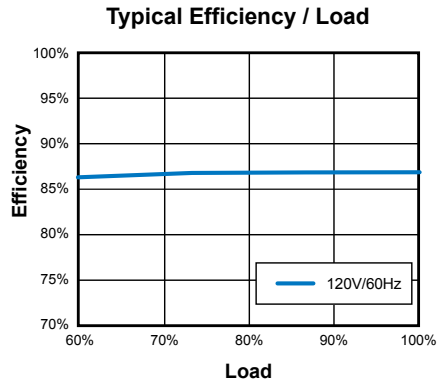

Safety Certification	Standard
UL/CUL	UL8750, UL1310 for UL Class 2 & CAN/CSA C22.2 No. 250.13, UL Type HL
CE	EN 61347-1, EN61347-2-13
EMC Standard	**Notes**
EN 55015	Conducted emission
EN 61000-3-2	RFE Field Susceptibility test
EN 61000-3-3	Electrical Fast Transient
EN 61000-4-5	Surge Immunity Test, 2 kV; L-N
Energy Star	ANSI/IEEE C62.41.1-2002 and ANSI/IEEE C62.41.2-2002
FCC, 47 CFR Part 15	Class B

UL Conditions of Acceptability

See website for additional information

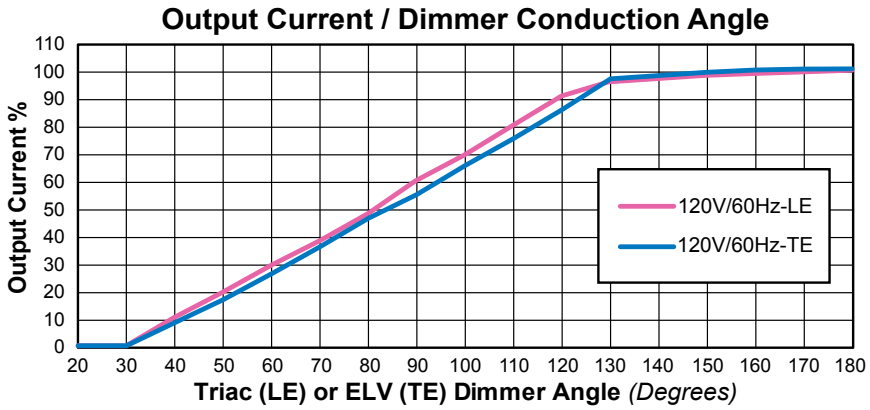

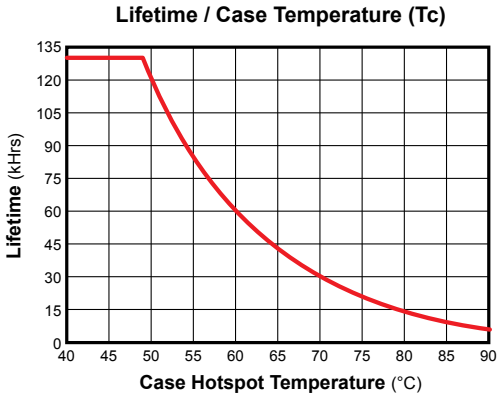

Note:
The area under the life-temperature curve represents where the driver has highly reliable operation within specification. Driver performance may drift out of published specifications as the hours of operation exceed the curve at a given temperature. Higher operating temperatures increase the chances of a failure to function. Other electrical, mechanical and environmental factors affect driver lifetime but are not represented in this calculation.