Part Number: XZMYK53W-3

1.6x0.8mm SMD CHIP LED LAMP

Features

- Ideal for indication light on hand held products
- Long life and robust package
- Variety of lens types and color choices available
- Package : 2000pcs / reel
- Moisture sensitivity level : level 3
- RoHS compliant

Package Schematics

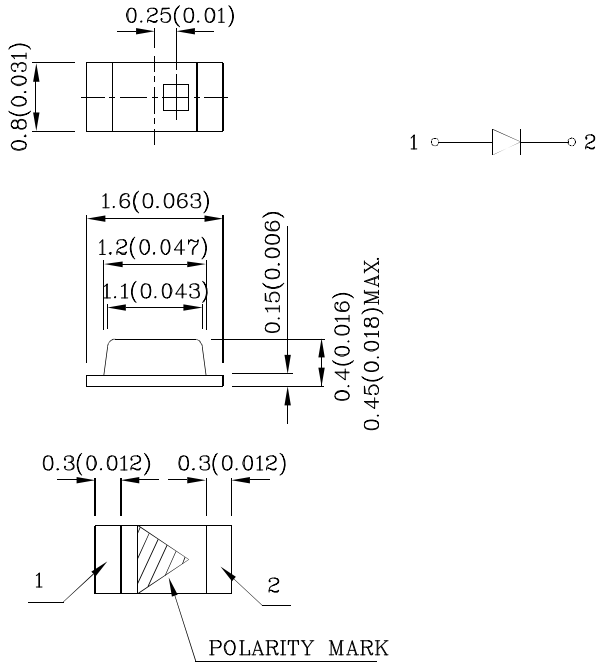

Notes:
1. All dimensions are in millimeters (inches).
2.Tolerance is ±0.1(0.004") unless otherwise noted.
3. Specifications are subject to change without notice.

Absolute Maximum Ratings (T_A=25°C)		MYK (AlGaInP)	Unit
Reverse Voltage	V_R	5	V
Forward Current	I_F	30	mA
Forward Current (Peak) 1/10 Duty Cycle 0.1ms Pulse Width	i_{FS}	175	mA
Power Dissipation	P_D	75	mW
Operating Temperature	T_A	-40 ~ +85	°C
Storage Temperature	Tstg	-40 ~ +85	

Operating Characteristics (T_A=25°C)		MYK (AlGaInP)	Unit
Forward Voltage (Typ.) (I_F=20mA)	V_F	2	V
Forward Voltage (Max.) (I_F=20mA)	V_F	2.5	V
Reverse Current (Max.) (V_R=5V)	I_R	10	uA
Wavelength of Peak Emission (Typ.) (I_F=20mA)	λP	590	nm
Wavelength of Dominant Emission (Typ.) (I_F=20mA)	λD	590	nm
Spectral Line Full Width At Half-Maximum (Typ.) (I_F=20mA)	△λ	20	nm
Capacitance (Typ.) (V_F=0V, f=1MHz)	C	20	pF

Part Number	Emitting Color	Emitting Material	Lens-color	Luminous Intensity (I_F=20mA) mcd		Wavelength nm λP	Viewing Angle 2θ 1/2
				min.	typ.		
XZMYK53W-3	Yellow	AlGaInP	Water Clear	80	148	590	120°

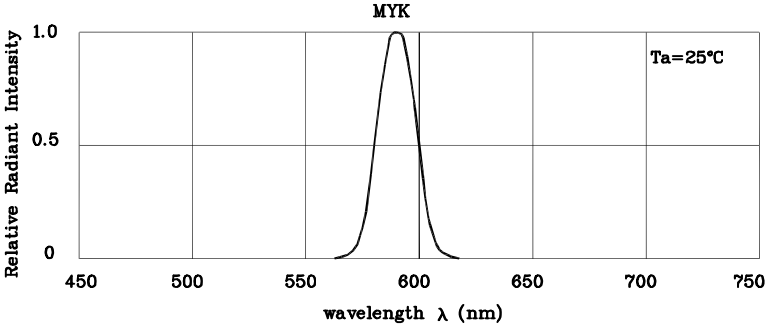

RELATIVE INTENSITY Vs. WAVELENGTH

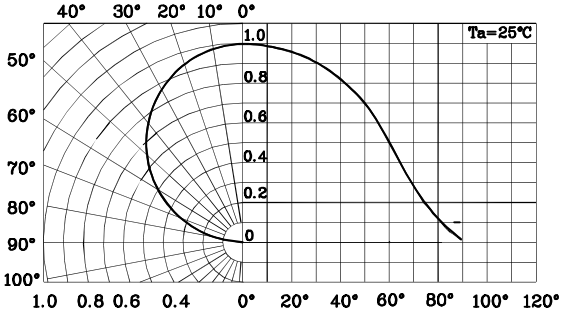

SPATIAL DISTRBUTION

❖ MYK

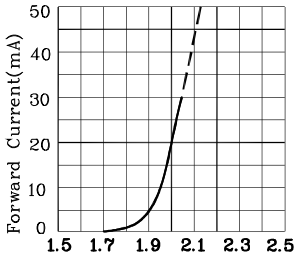

Forward Voltage(V)
FORWARD CURRENT Vs.
FORWARD VOLTAGE

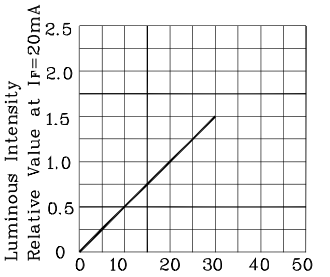

IF-Forward Current (mA)
LUMINOUS INTENSITY Vs.
FORWARD CURRENT

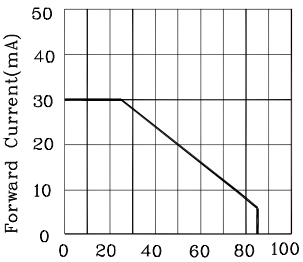

Ambient Temperature Ta(°C)
FORWARD CURRENT
DERATING CURVE

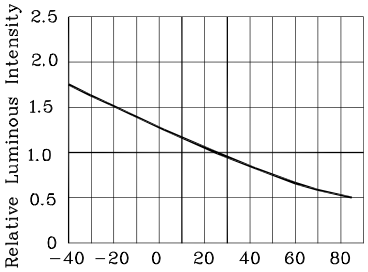

Ambient Temperature Ta(°C)
LUMINOUS INTENSITY Vs.
AMBIENT TEMPERATURE

LED is recommended for reflow soldering and soldering profile is shown below.

Reflow Soldering Profile for SMD Products (Pb−Free Components)

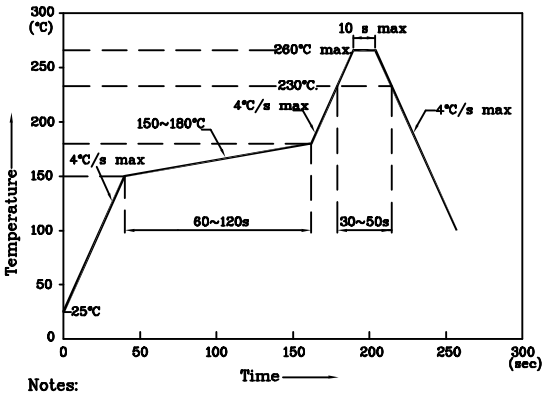

Notes:
1. Maximum soldering temperature should not exceed 260°C
2. Recommended reflow temperature: 145°C−260°C
3. Do not put stress to the epoxy resin during high temperatures conditions

❖ **The device has a single mounting surface. The device must be mounted according to the specifications.**

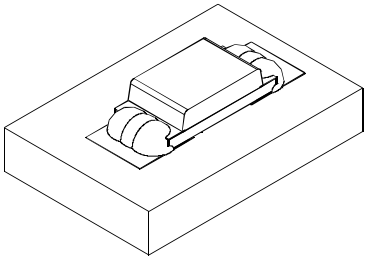

❖ **Recommended Soldering Pattern (Units : mm; Tolerance: ± 0.1)**

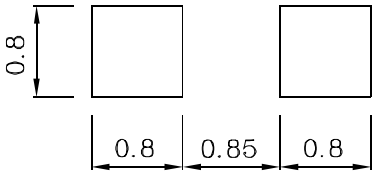

❖ **Reel Dimension**

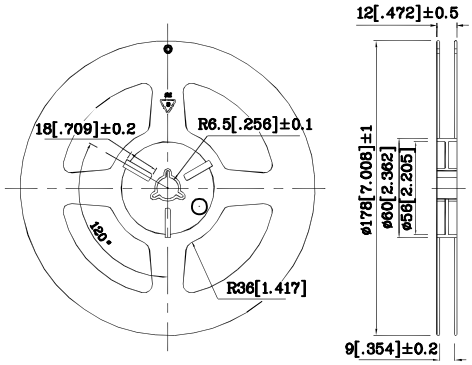

❖ **Tape Specification (Units : mm)**

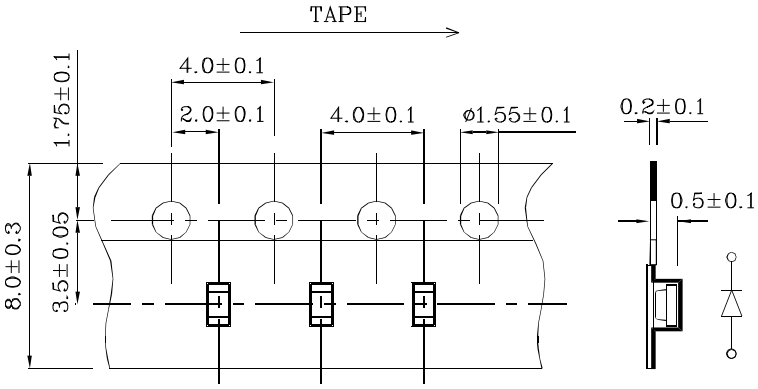

Remarks:

If special sorting is required (e.g. binning based on forward voltage, Luminous intensity / luminous flux, or wavelength), the typical accuracy of the sorting process is as follows:

1. Wavelength: +/-1nm
2. Luminous intensity / luminous flux: +/-15%
3. Forward Voltage: +/-0.1V

Note: Accuracy may depend on the sorting parameters.
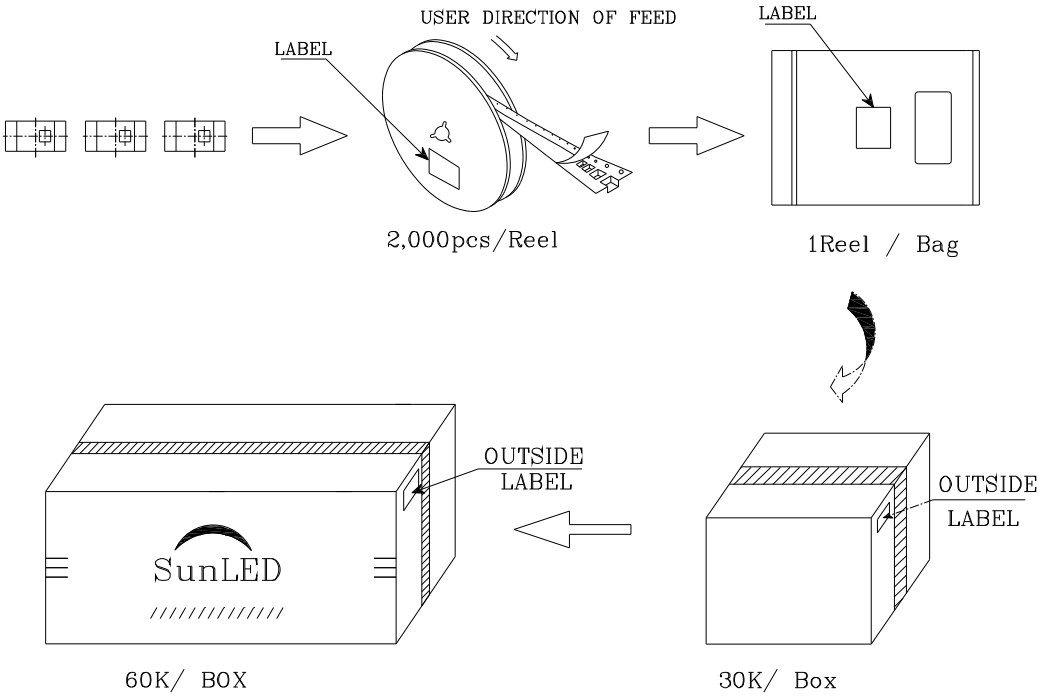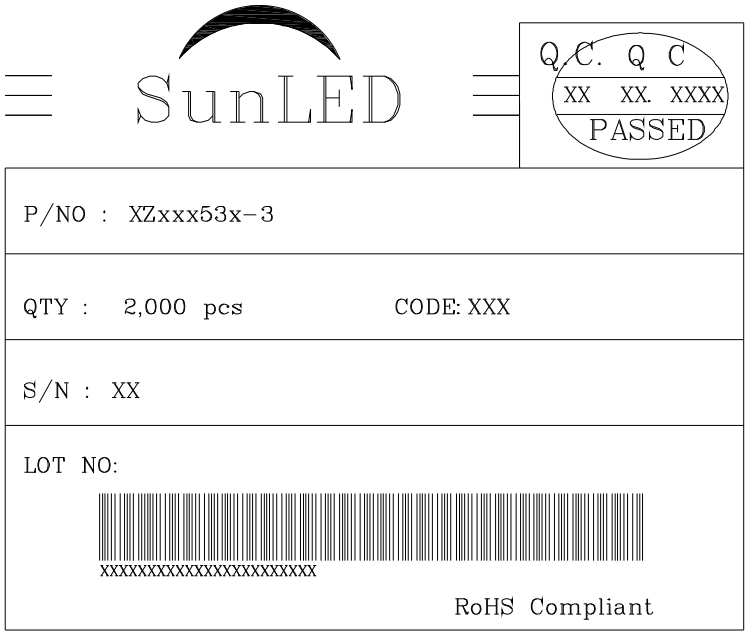
PACKING & LABEL SPECIFICATIONS