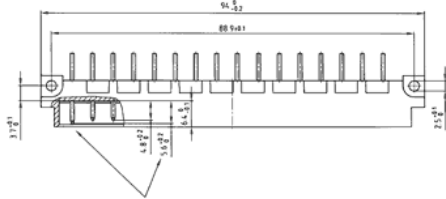
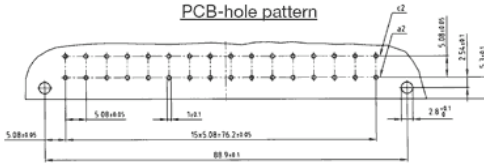
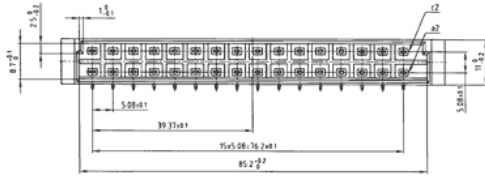


Type D
Male connector
Contact spacing
.200" and .400"

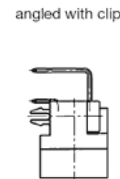
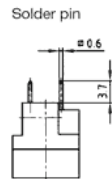
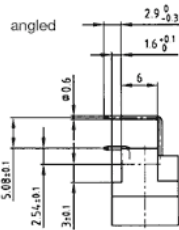
Directive 2002/95/EC
"RoHS"
Compliant



preparing contacts in row a

Note:

Preparing contacts available in row "a", please consult factory.



Part Numbers

No. of Pos.	• = contact + = no contact	angled	Solder pin	Solder pin with clip
16	Pos. 2 4 6 ... row c • + • + row a • + • +	121 A 10639 X	121 A 10659 X	121 A 20979 X
32	Pos. 2 4 6 ... row c • • • • row a • • • •	121 A 10649 X	121 A 10669 X	121 A 20989 X

Clip for PCB Ø 2.8 + 0.1 mm, PCB-thickness = 1.6 mm