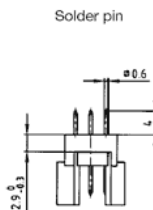
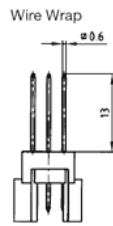

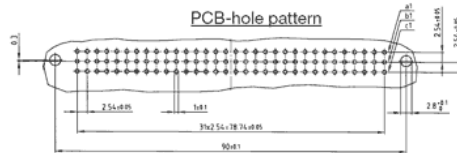
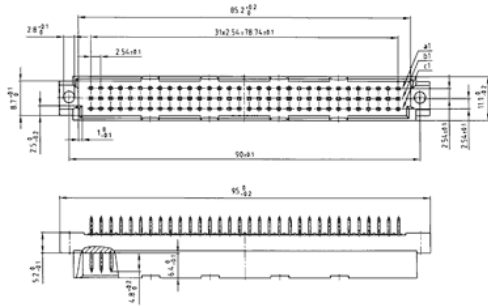


Type R
Male connector
contact spacing
.100" and .200"

Directive 2002/95/EC
"RoHS"
Compliant



Part Numbers

No. of Pos.	• = contact + = no contact	Wire Wrap	Solder pin
32	Pos. 1 2 3 4 5 ... row a • • • • • row b + + + + + row c + + + + +	121 A 10499 X	121 A 10539 X
32	Pos. 1 2 3 4 5 ... row a + + + • • row b + + + + + row c + • • • •	121 A 10509 X	121 A 10549 X
64	Pos. 1 2 3 4 5 ... row a • • • • • row b + + + + + row c • • • • •	121 A 10519 X	121 A 10559 X PDF-format drawing
96	Pos. 1 2 3 4 5 ... row a • • • • • row b • • • • • row c • • • • •	121 A 10529 X	121 A 10569 X PDF-format drawing