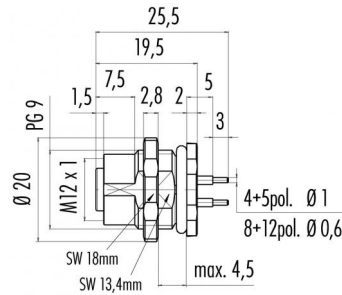


Product Area	Female socket, front fastened, dip solder, 6 mm contact length M12 connectors A-Coding serie 713/763	Pole Article number	8 09 3482 275 08
--------------	---	---------------------	---------------------

illustration

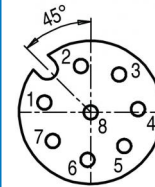


scale drawing



Ausführung mit Zink Druckgussgehäuse
Version with zinc diecasted housing

Contact Arrangement



	X	Y
1	-2,69	0,57
2	-0,57	2,69
3	1,66	2,20
4	2,75	0,19
5	1,94	-1,94
6	-0,19	-2,75
7	-2,20	-1,66
8	0,00	0,00

You can find the assembly instruction on the next page.

Technical data

Common values

Connector Design	Female socket
Connector locking system	Screw
Termination	dip solder
Upper temperature	+85 °C
Lower temperature	-40 °C

Material

Material of contact	CuSn (bronze)
Contact plating	Au (gold)
Material of contact body	PA
Material of housing	zinc diecasting, nickel plated

Electrical values

Rated voltage	60 V
Rated impulse voltage	800 V
Pollution degree	3
Overvoltage category	II
Material group	II
Rated current (40°C)	2 A
Volume resistivity	≤ 3 mΩ
Degree of protection	IP 68
Mechanical operation	>100 mating cycles

Cable data

Contacts 8: Female socket, front fastened, dip solder, 6 mm contact length



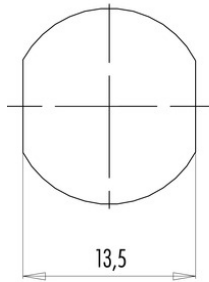
Product Area Female socket, front fastened, dip solder, 6 mm contact length
M12 connectors A-Coding serie 713/763

Pole 8
Article number 09 3482 275 08

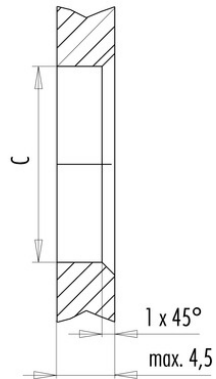
Date: 2014-07-20 - Page 2 of 2

Installation instructions / Mounting cutout

Mit Fläche als Verdreherschutz
With flats as anti-rotation device



Mit Durchgangsbohrung
With bore hole



	C
PG 9	15,3
M16x1,5	16,1

Anzugsdrehmoment/Tightening moment

Metallgehäuse/Metal housing 6,25 Nm
Kunststoffgehäuse/Plastic housing 3,75 Nm