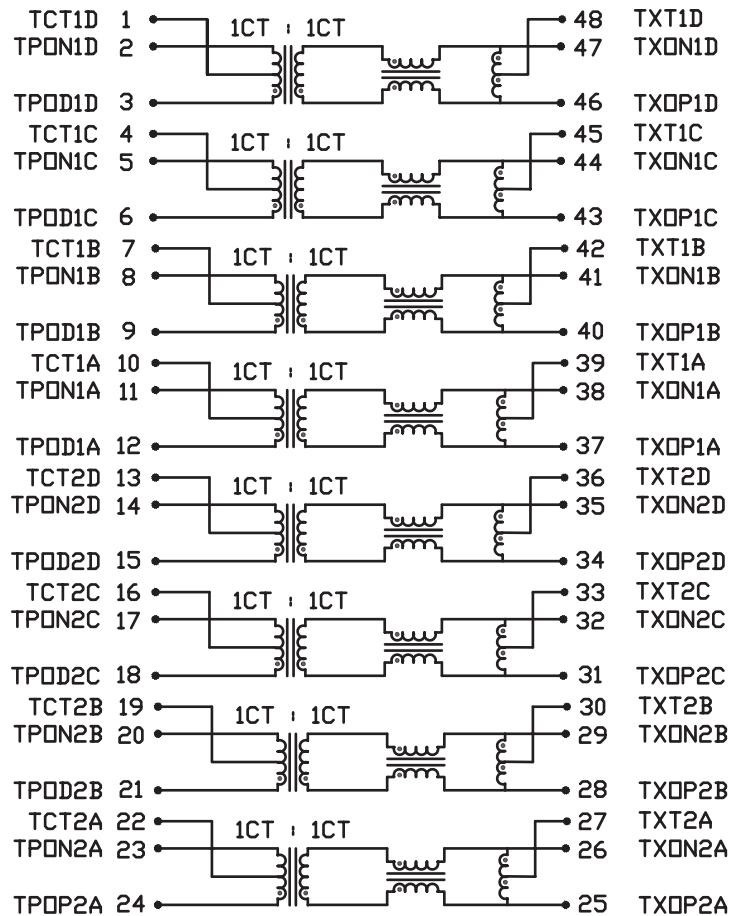


GIGABIT ETHERNET MAGNETICS

S558-5999-Q3-F Dual Transformer Module



SCHEMATIC



ELECTRICAL CHARACTERISTICS @ 25°C

URNS RATIO 1CT : 1CT ±2%

QCL 350µH MIN.
@100kHz, 100mV, WITH 8mA DC BIAS

PIN (46-47), (43-44), (40-41), (37-38)
PIN (34-35), (31-32), (28-29), (25-26)

INSERTION LOSS

FREQ.	1MHz	65MHz	100MHz	125MHz
MAX.	1.1dB	0.5dB	0.9dB	1.5dB

RETURN LOSS 18dB MIN. @ 0.5 TO 40 MHz
MEASURED UNDER A 12-20LOG<f/80MHz> dB MIN. @ 40 TO 100MHz
100 Ω ENVIRONMENT

COMMON TO COMMON MODE REJECTION 30dB MIN. @ 0.1 TO 100MHz

CROSSTALK 33-20LOG<f/100MHz> dB MIN. @ 1 TO 100MHz

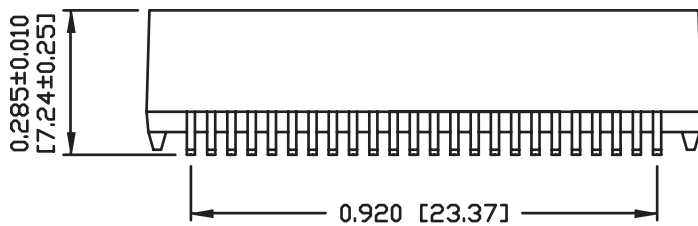
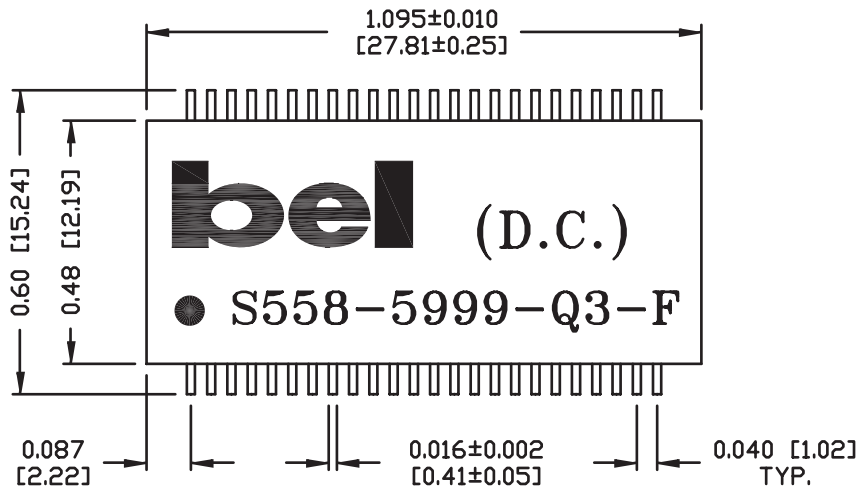
HIPOT PER HAND-WORK-03

GIGABIT ETHERNET MAGNETICS

S558-5999-Q3-F Dual Transformer Module



SUGGESTED PCB PAD LAYOUT



NOTES:

- STANDARD MARKING REFER TO DOC. HAND-WORK-04.
- PACKAGE CODE: 'QVS001'.

